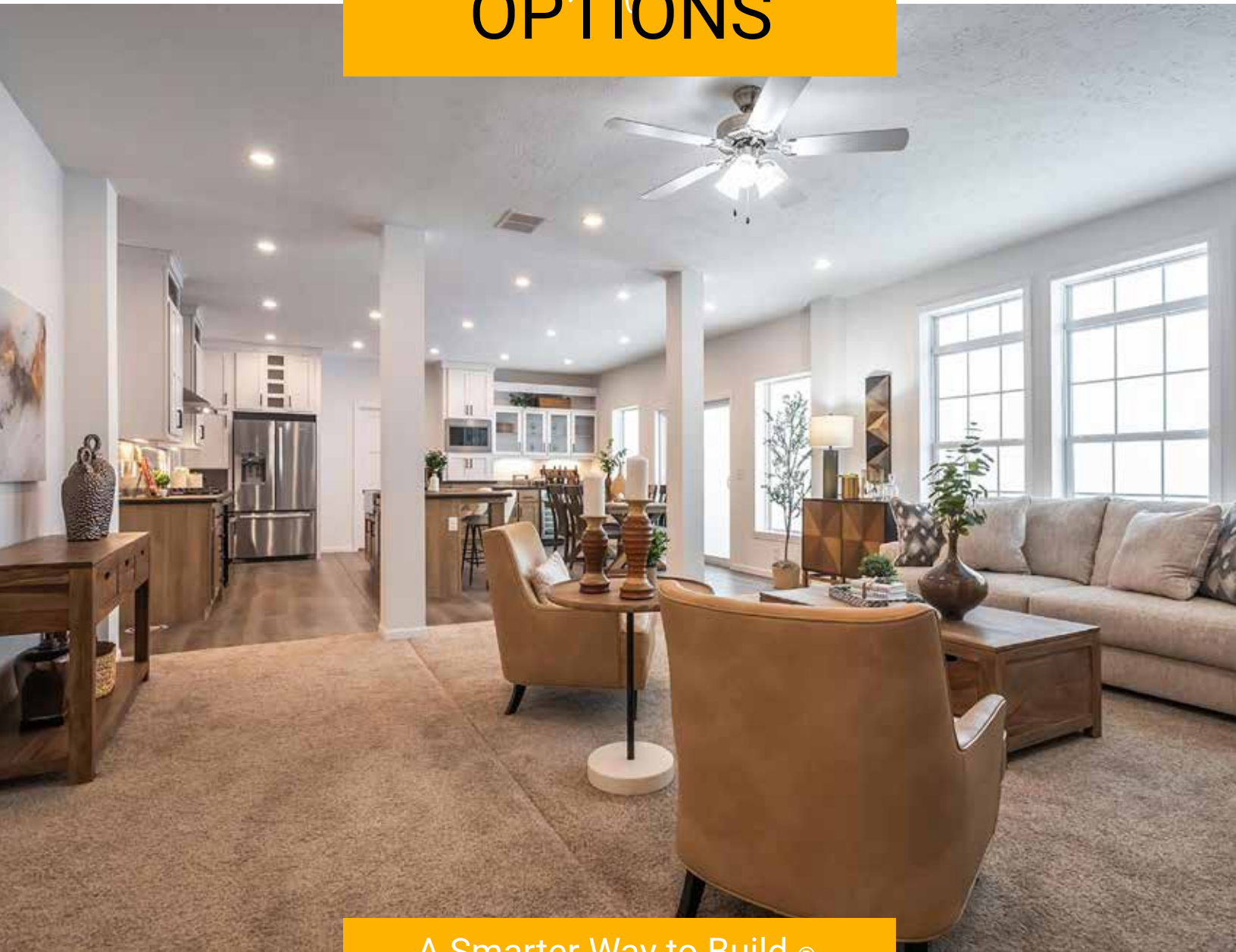



Perfect OPTIONS



A Smarter Way to Build ®



CHAMPION®
HOMES



Elegant EXTERIORS

AWNING ON SIGHT BY OTHERS



4A ELEVATION



M26 ELEVATION

VERTICAL BOARD
AND BATTEN



X8 DORMER

X11 DORMER
X6 DORMER
VERTICAL BOARD
AND BATTEN



D11 20' EYEBROW DORMER



D23 ELEVATION W/ OPTIONAL SHAKE SIDING (PORCH ONSITE BY OTHERS)



D24 ELEVATION 10'DROP EAVE DORMER W/ 6" BUMP OUT (PORCH ONSITE BY OTHERS)

Designer DORMERS



DOUBLE DORMER W/ 10' FAUX BUMP OUT "D3"



M26 ELEVATION (20' DORMER KIT IS SHIPPED LOOSE FOR ONSITE BUILD) W/ OPTIONAL VERTICAL BOARD, BATTEN & CORBELS



Relaxing
PORCHES

8' PORCH (VBP)



HALF PORCH

Exterior DOORS



6 PANEL RESIDENTIAL DOOR



CRAFTSMAN FRONT DOOR



9 LITE RESIDENTIAL DOOR

PATIO DOOR



Stylish WINDOWS



36" X 73" TRANSM WINDOW



30" X 36" WINDOW



24"X 48" W/ OPTIONAL PLANTATION SHUTTERS

32" X 52"
MINI
PICTURE
WINDOW



14" x 40"
WINDOW



8" X 30" TRANSM WINDOW



16" X 60"
TRANSM WINDOW



36" X 66" FIXED
PICTURE WINDOW

Cozy INTERIORS



012 ISLAND W/ LEGS

Shown w/optional
drawers over doors



DRAWERS
OVER DOORS



FRONT

BACK



083 ISLAND



085 ISLAND

Welcome to the Islands



081 KITCHEN ISLAND



012 ISLAND



BLACK
CABINET
DOOR
HANDLES



95" HUTCH W/ 42" OVERHEADS


Plenty of Pots & Pans



LARGE BUTLER PANTRY



POT & PAN DRAWERS



Make a Dramatic Entrance

ARCH WALK-WAY WITH COLUMNS



SUMMIT DESK

COLONIAL
COVE



073 DESK



SHIP LAP
ACCENT



Always Entertaining



I52 ENTERTAINMENT CENTER W/ BARN DOORS

089 ENTERTAINMENT WALL



WOOD BEAMS



FLOOR TO CEILING
FIREPLACE WITH
MONARCH PANEL



THE HUB OF THE HOME

Beauty Meets Functionality



THOUGHTFUL DESIGN

FLAWLESS FLOW





36" VANITY W/ BANK OF DRAWERS



TRI VIEW MEDICINE CABINET



006 LINEN CABINET

Vanity Fair



LINEN OVER COMMODE



097 FLOATING CABINET



SINGLE VIEW MEDICINE CABINET

080 FURNITURE STYLE VANITY



Interior DOORS



DOUBLE BARN DOOR



3 PANEL INTERIOR DOORS



BI FOLD METAL DOORS



LEVER HANDLE

Extraordinary STORAGE



036 BENCH



CLOSET ORGANIZER - VBP



075 CLOSET ORGANIZER & SHIRT & SKIRT



008 PANTRY CABINET



074 HALF STACK
LINEN CABINET



066 LARGE UTILITY SINK

033
HALL
TREE



034
HALL
TREE



48" CUBBIES



L-SHAPED UTILITY SINK

WASHER/DRYER
OVERHEAD CABINETS



Everything including the Kitchen Sink



STAINLESS STEEL FARM SINK

METAL KITCHEN FAUCET



STAINLESS STEEL
FARM SINK
W/ ACCESSORIES



and a Hood

EURO
RANGE HOOD

Backsplash

CERAMIC TILE
FROM RANGE HOOD
TO CEILING,
FULL WALL
UNDER CABINETS
CERAMIC TILE



2 ROWS OF SUBWAY TILE



Relaxing RADIANT SPA




RADIANT SPA

- Agile Panel Shower W/
2 Sided Glass Shower Tower
*NOTE: Agile Panel and other colors
may have changed*
- 8" Corner Shelf
- Free Standing Tub & Tub Faucet
- 98" Vanity W/ Lav Tower
- 2 Square Lav Bowls W/
Single Lever Euro Faucets
- 2 - 2-Arm Bath Vanity Lights
- Framed Mirror
- Three 24X48 Windows W/
Plantation Shutters
- Built-In Cabinets
- Cantilever Bump Out
- Uk2 6" Handles

Beautiful BATHS

3-SIDED CERAMIC SHOWER
W/ SLIDING BARN DOOR



Mirror Mirror...

LED MIRRORS





3 SIDED AGILE SHOWER
W/ SLIDING BARN DOOR



STAND ALONE TUB



60" FIBERGLASS SHOWER



STANDARD
60" TUB/SHOWER

48"X72"
LUXE 3-SIDED
CERAMIC
SHOWER
W/ SLIDING
BARN
DOOR



2-SIDED AGILE SHOWER



2-SIDED CERAMIC SHOWER

SERENITY
SHOWER
WITH
STANDARD
FULL WALL





METAL LAV
FAUCETS



FRAMED MIRRORS



SQUARE SINK
INCLUDES EURO FAUCET



EURO FAUCET





UNDER CABINET LIGHTING
W/ OPT BOTTOM TRIM



EXTERIOR LANTERN

Light em Up

ARCTIC FLURRY
GLASS STEM LIGHT



SEEDED GLASS STEM LIGHT



CEILING FAN



BLACK (ARCTIC FLURRY) STEM LIGHT



2 ARM VANITY LIGHT



DUAL USB

Upgraded APPLIANCES



21CF STAINLESS STEEL
SXS REFRIGERATOR



25CF STAINLESS STEEL
FRENCH DOOR REFRIGERATOR



21CF BLACK STAINLESS STEEL
SXS REFRIGERATOR



21CF SXS BLACK REFRIGERATOR



21CF O/U BLACK REFRIGERATOR



18CF STANDARD REFRIGERATOR

What's Cookin'?

BLACK STANDARD
ELECTRIC RANGE



BLACK SELF CLEAN
SMOOTH TOP
ELECTRIC RANGE



BLACK SELF CLEAN
GAS RANGE



BLACK STANDARD CLEAN
GAS RANGE



STAINLESS STEEL
SELF CLEAN GAS RANGE



STAINLESS STEEL
SMOOTH TOP
ELECTRIC RANGE



BLACK STAINLESS STEEL
SMOOTH TOP
ELECTRIC RANGE



BLACK STAINLESS STEEL
SELF CLEAN GAS RANGE





STAINLESS STEEL OVER THE RANGE MICROWAVE (AVAILABLE AS BUILT IN)



BLACK STAINLESS STEEL OVER THE RANGE MICROWAVE (AVAILABLE AS BUILT IN)



BLACK OVER THE RANGE MICROWAVE



STAINLESS STEEL BUILT IN WALL OVEN (ELECTRIC ONLY)



BLACK GAS COOKTOP



BLACK ELECTRIC COOKTOP



BEVERAGE COOLER



BLACK DISHWASHER



STAINLESS STEEL DISHWASHER



BLACK STAINLESS STEEL DISHWASHER

Wash & Dry



WHITE WASHER



WHITE ELECTRIC DRYER

1/3 HP CONTINUOUS FEED
GARBAGE DISPOSAL



Our purpose
is to champion
our customers'
home experience
every step of
the way.



A Smarter Way to Build ®



308 Sheridan Drive • PO Box 95 • Topeka, IN 46571
www.championhomes.com



Due to continuous product development and improvement,
specifications and materials are subject to change without notice or obligation.
Exterior images may be artist renderings and are not intended to be an
accurate representation of the home. Renderings and photos may be shown
with optional features or third party additions.