

CHAMPION[®]

HOME BUILDERS



Perfect
OPTIONS



Scan to take our 'Tour of Excellence' - Welcome to Topeka!

Elegant EXTERIORS



D23 ELEVATION W/ OPTIONAL SHAKE SIDING (PORCH ONSITE BY OTHERS)



M26 ELEVATION (20' DORMER KIT IS SHIPPED LOOSE FOR ONSITE BUILD) W/ OPTIONAL VERTICAL BOARD, BATTEN & CORBELS



DOUBLE DORMER W/ 10' FAUX BUMP OUT "D3"



D24 ELEVATION 10'DROP EAVE DORMER W/ 6" BUMP OUT (PORCH ONSITE BY OTHERS)



4A ELEVATION

Designer DORMERS

X8 DORMER



X11 DORMER
X6 DORMER
VERTICAL BOARD
AND BATTEN



D11 20' EYEBROW DORMER



X5 DORMER & CORBELS





8' PORCH (VBP)

Relaxing PORCHES



HALF PORCH

Exterior DOORS



6 PANEL RESIDENTIAL DOOR



CRAFTSMAN FRONT DOOR



9 LITE RESIDENTIAL DOOR




PATIO DOOR

Valance onsite
by others

Stylish WINDOWS



36" X 73" TRANSOM WINDOWS



30" X 36" WINDOW



8" X 30" TRANSOM WINDOW



24" X 48" W/ OPTIONAL PLANTATION SHUTTERS

32" X 52" MINI PICTURE WINDOW




30" X 42" FIXED PICTURE WINDOW



36" X 66" FIXED PICTURE WINDOW

16" X 60" TRANSOM WINDOW



Cozy INTERIORS



012 ISLAND W/ LEGS


Shown w/optional
drawers over doors



DRAWERS
OVER DOORS



071 ISLAND



Welcome to the Islands



085 ISLAND



081 KITCHEN ISLAND



083 ISLAND



BLACK
CABINET
DOOR
HANDLES



LARGE BUTLER PANTRY (BP01)



96" HUTCH W/ BARN DOORS

Plenty of Pots & Pans



POT & PAN DRAWERS



093 HUTCH



ARCH WALK-WAY WITH COLUMNS

Make an Entrance



SUMMIT DESK



SHIP LAP ACCENT



073 DESK



*Always
Entertaining*



089 ENTERTAINMENT WALL



152 ENTERTAINMENT CENTER



152 ENTERTAINMENT CENTER W/
CLOSED BARN DOORS



109" TV STAND



133" ENTERTAINMENT CENTER



WOOD BEAMS

*Things are
Looking Up*



2 TIER SOFFIT WITH CAN LIGHTS



GRAND TRAY
(REQUIRES 9' SIDEWALL)



36" VANITY W/ BANK OF DRAWERS



TRI VIEW MEDICINE CABINET



006 LINEN CABINET

Vanity Fair



LINEN OVER COMMODE



097 FLOATING VANITY



FLOATING BATHROOM VANITY - VBP



SINGLE VIEW MEDICINE CABINET

Interior DOORS



DOUBLE BARN DOOR



SINGLE BARN DOOR



3 PANEL INTERIOR DOORS



BI FOLD METAL DOORS

Extraordinary STORAGE



036 BENCH



CLOSET ORGANIZER - VBP



075 CLOSET ORGANIZER & SHIRT & SKIRT



008 PANTRY CABINET



074 HALF STACK LINEN CABINET



LINEN/PANTRY CLOSET



033 HALL TREE



034 HALL TREE



48" CUBBIES



WIRE SHELF
OVER
WASHER/
DRYER

WASHER/DRYER OVERHEAD CABINETS



Everything including the Kitchen Sink



STANDARD KITCHEN FAUCET



METAL KITCHEN FAUCET



ULTIMATE KITCHEN 3 FARM SINK



ULTIMATE KITCHEN 2 FARM SINK



EURO RANGE HOOD

and a Hood

Relaxing RADIANT SPA



RADIANT SPA

- Agile Panel Shower W/ 2 Sided Glass Shower Tower
- 8" Corner Shelf
- Free Standing Tub & Tub Faucet
- 98" Vanity W/ Lav Tower
- 2 Square Lav Bowls W/ Single Lever Euro Faucets
- 2 - 2-Arm Bath Vanity Lights
- Framed Mirror
- Three 24X48 Windows W/ Plantation Shutters
- Built-In Cabinets
- Cantilever Bump Out
- Uk2 6" Handles



FULL WALL UNDER CABINETS SUBWAY TILE



SUBWAY TILE FROM RANGE HOOD TO CEILING



FULL WALL UNDER CABINETS CERAMIC TILE

Backsplash



2 ROWS OF SUBWAY TILE

Beautiful BATHS



SUITE RETREAT TUB



Mirror Mirror...



LED MIRRORS



**3 SIDED AGILE SHOWER W/
BARN SLIDING DOOR**



**3 SIDED CERAMIC SHOWER W/
BARN SLIDING DOOR**



**SHOWER WAND
(INCLUDED W/ SERENITY SHOWER)**



60" FIBERGLASS SHOWER

**SERENITY
SHOWER
W/
STANDARD
FULL WALL**



**SERENITY SHOWER W/
OPTIONAL 1/2 GLASS**



STAND ALONE TUB



**STANDARD
60" TUB/SHOWER**

**48" X 72"
3-SIDED
CERAMIC
SHOWER
W/ BARN
SLIDING
DOOR**





STANDARD LAV FAUCETS



FRAMED MIRRORS AND FURNITURE STYLE VANITY



METAL LAV FAUCETS



SQUARE SINK
INCLUDES EURO FAUCET



EURO FAUCET

Upgraded APPLIANCES



21CF STAINLESS STEEL
SXS REFRIGERATOR



25CF STAINLESS STEEL
FRENCH DOOR REFRIGERATOR



21CF BLACK STAINLESS STEEL
SXS REFRIGERATOR



21CF SXS BLACK REFRIGERATOR




21CF O/U BLACK REFRIGERATOR



18CF STANDARD REFRIGERATOR

*Champion reserves the right to substitute models as needed without notice

What's Cookin'?



**BLACK STANDARD
ELECTRIC RANGE**



**BLACK SELF CLEAN
SMOOTH TOP
ELECTRIC RANGE**



**BLACK SELF CLEAN
GAS RANGE**



**BLACK STANDARD CLEAN
GAS RANGE**



**STAINLESS STEEL
SELF CLEAN GAS RANGE**



**STAINLESS STEEL
SMOOTH TOP
ELECTRIC RANGE**



**BLACK STAINLESS STEEL
SMOOTH TOP
ELECTRIC RANGE**



**BLACK STAINLESS STEEL
SELF CLEAN GAS RANGE**





STAINLESS STEEL OVER THE RANGE MICROWAVE
(AVAILABLE AS BUILT IN)



BLACK STAINLESS STEEL
OVER THE RANGE MICROWAVE
(AVAILABLE AS BUILT IN)



BLACK OVER THE RANGE MICROWAVE



STAINLESS STEEL BUILT IN WALL OVEN



BLACK GAS COOKTOP



BLACK ELECTRIC COOKTOP



BLACK DISHWASHER



STAINLESS STEEL DISHWASHER



BLACK STAINLESS STEEL DISHWASHER

Wash and Dry



WHITE WASHER



WHITE ELECTRIC DRYER



1/3 HP CONTINUOUS FEED
GARBAGE DISPOSAL



Down the Drain

Light Em Up



UNDER CABINET LIGHTING



EXTERIOR LANTERN



11" 2 BULB CEILING LIGHT



3 BULB STRIP LIGHT



2 ARM VANITY LIGHT



SEEDY GLASS STEM LIGHT



CHANDELIER



ARCTIC FLURRY STEM LIGHT

CEILING FAN



DUAL USB

CHAMPION®

HOME BUILDERS

308 Sheridan Drive • PO Box 95 • Topeka, IN 46571

www.championhomes.com

Due to continuous product development and improvement, specifications and materials are subject to change without notice or obligation.

Exterior images may be artist renderings and are not intended to be an accurate representation of the home. Renderings and photos may be shown with optional features or third party additions.